



2001

27

1000

26000

2012

1100

33

##

2002

2004

2006

2008

2010

5000

IBM

“

”

“

”

“

”



2001

2003

2005

2007

2009

2011

——

“

”

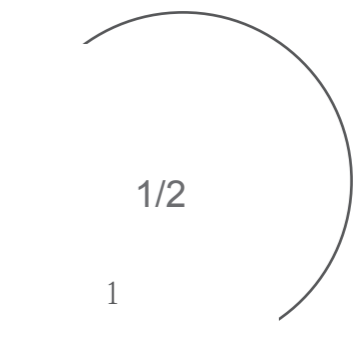
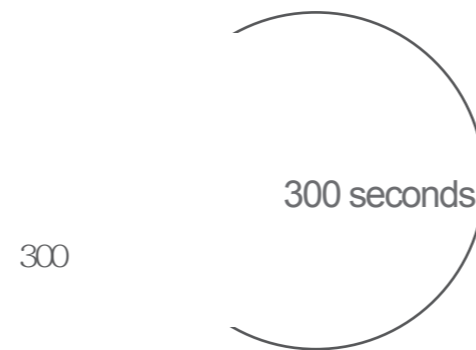
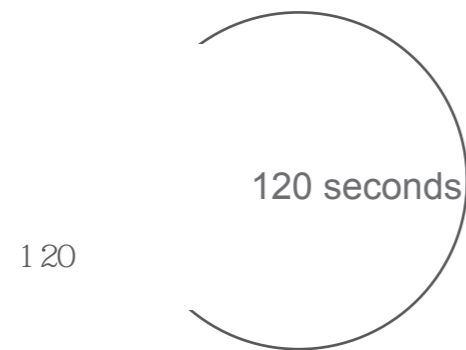
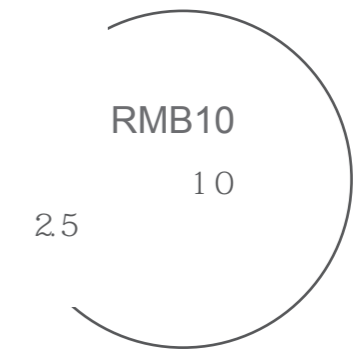

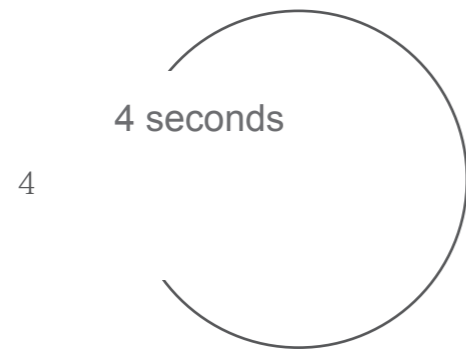
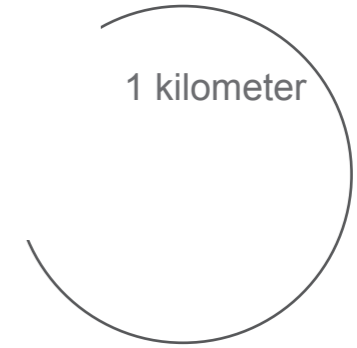
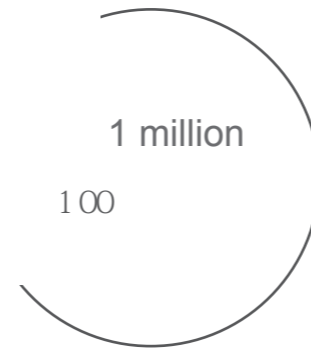
“

”

——

——

37



2011

3

2

2011			9800	127
11 000		66		
35%	9800	2012		12000
144		20000	120	1.5

20

产